

Business Results and Achievements

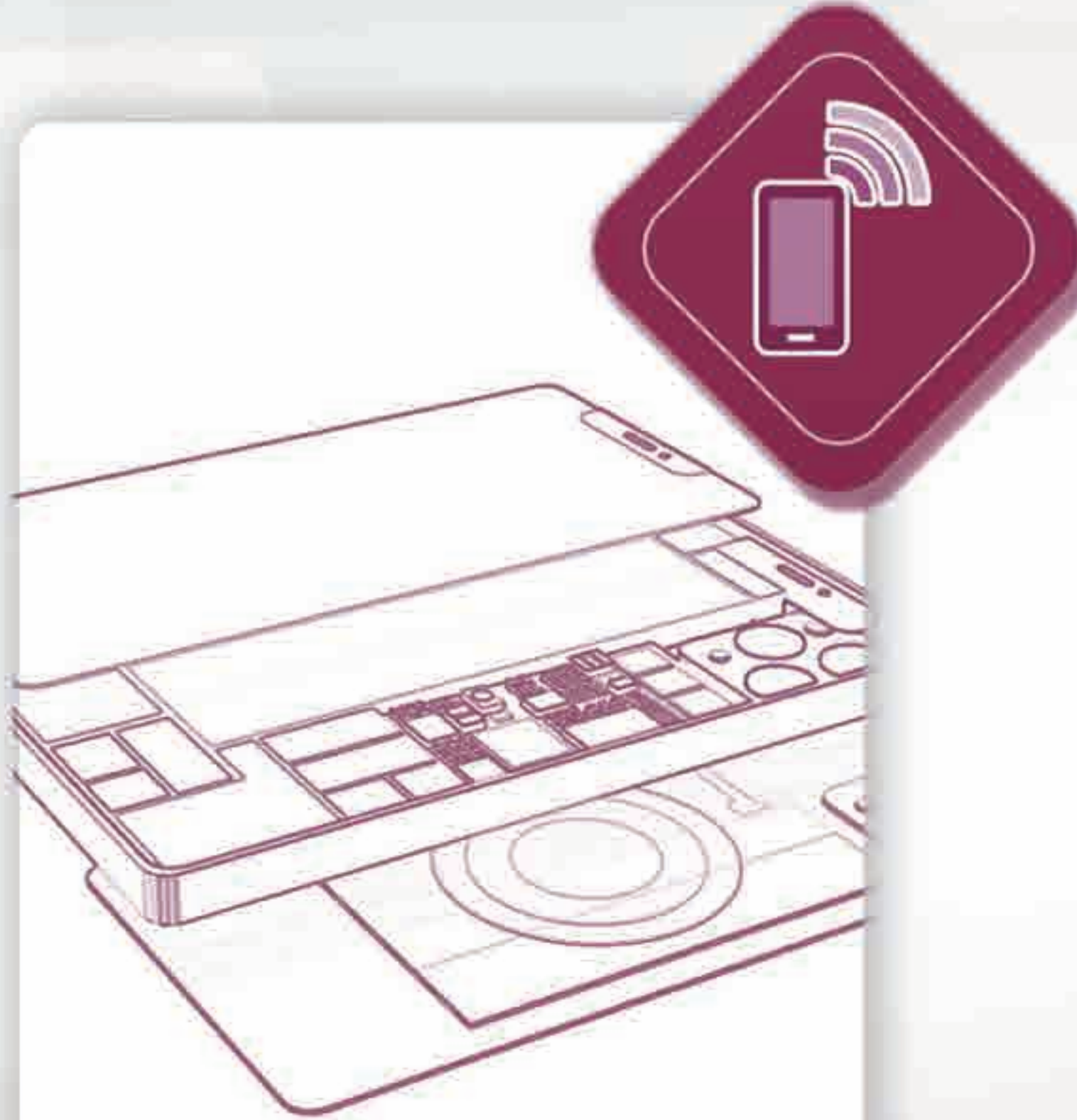
125th Business Year Consolidated Results

Item	Amount	Year on year
Net sales	1,479.0 billion yen	+ 8.5%
Operating income	111.5 billion yen	+ 14.0%
Net income attributable to TDK	79.3 billion yen	+ 37.3%

Overview of Our Business Performance by Market Category



Automotive
market



ICT
(Information and
Communications
Technology) market



Industrial equipment
and
Energy market

Overview of Our Business Performance by Market Category



Automotive market




Up 2.0 %



Overview of Our Business Performance by Market Category



Automotive market



Sensors

Ceramic Capacitors

Magnets

Overview of Our Business Performance by Market Category



ICT market

124th

635.3 billion yen

Up 13.7%

125th

722.3 billion yen

Share of Sales
48.8%



Overview of Our Business Performance by Market Category




ICT market



Energy Devices
(Rechargeable Batteries)



Inductive Devices



High-Frequency
Components



Sensors

Overview of Our Business Performance by Market Category



ICT market (HDD heads and HDD suspension assemblies)

124th

186.3 billion yen

Down 9.6%

125th

168.5 billion yen

Share of Sales
11.4%



Overview of Our Business Performance by Market Category



Industrial equipment and Energy market

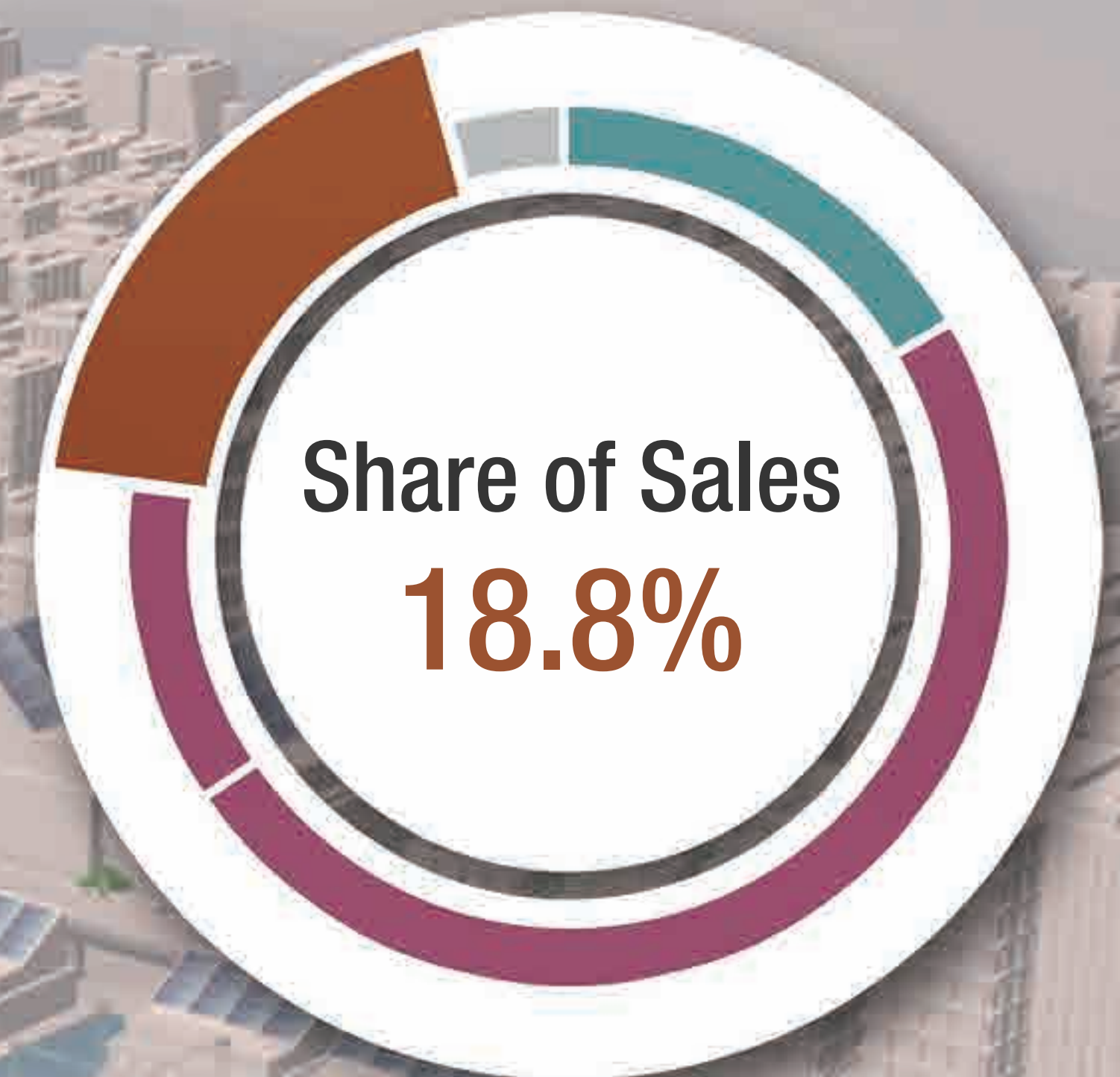
124th

243.6 billion yen

Up 14.3%

125th

278.5 billion yen



Net sales include part of sales to markets other than industrial equipment and energy.

Overview of Our Business Performance by Market Category



Industrial equipment and Energy market

Energy Devices



Film Capacitors



Aluminum Electrolytic Capacitors



Piezoelectric Material Products and Circuit Protection Components



Consolidated Balance Sheet (U.S. GAAP)

Assets

124th

1,943.4 billion yen

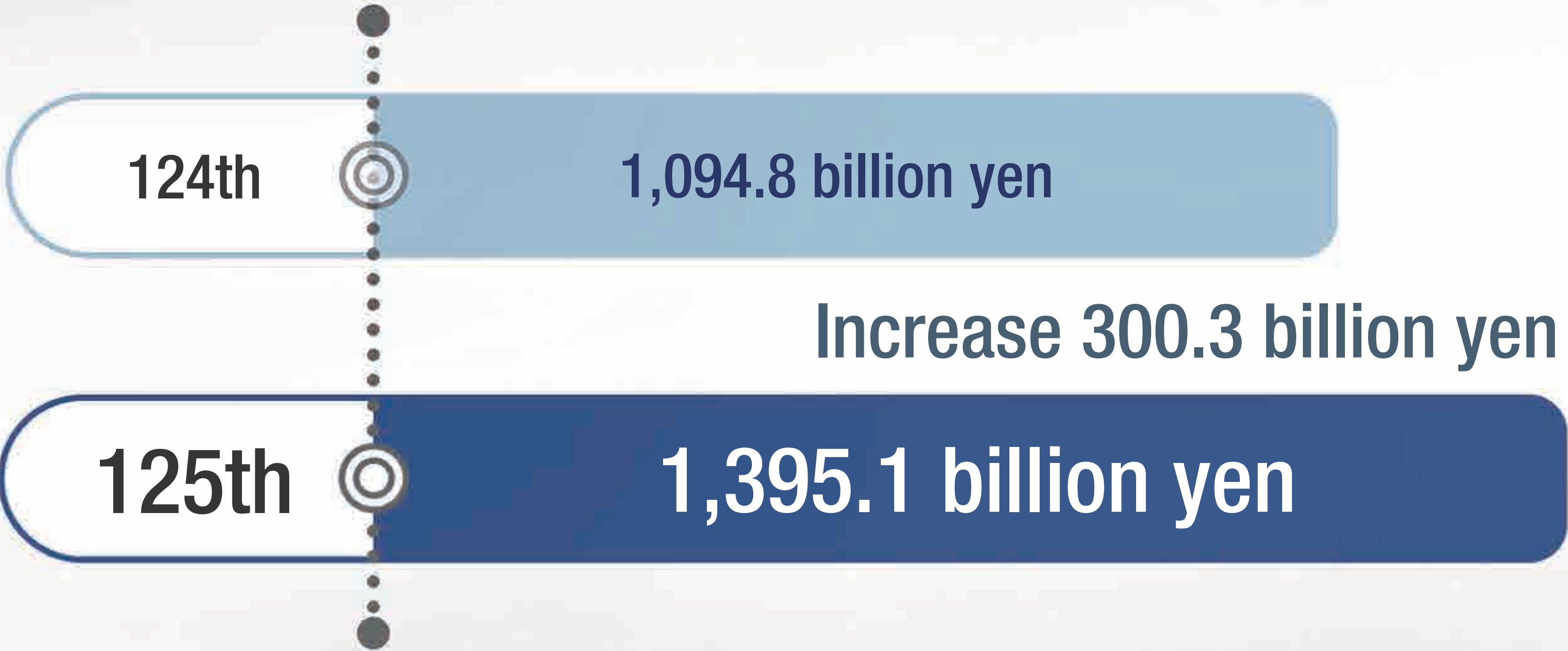
Increase 458.1 billion yen

125th

2,401.4 billion yen

Consolidated Balance Sheet (U.S. GAAP)

- Liabilities



Consolidated Balance Sheet (U.S. GAAP)

Stockholders' Equity

